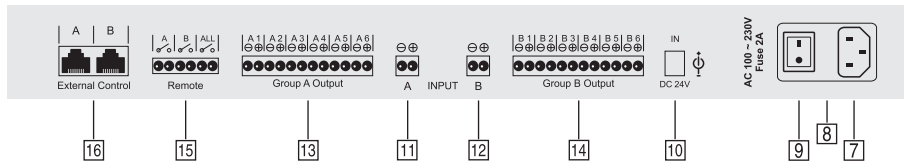
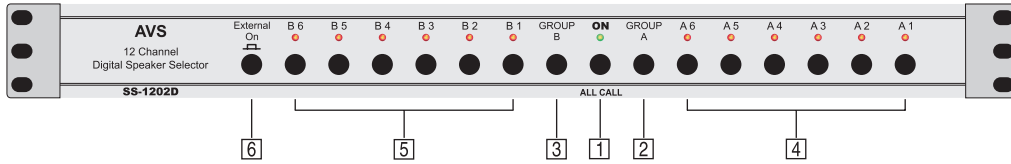


SS-1202D User Manual

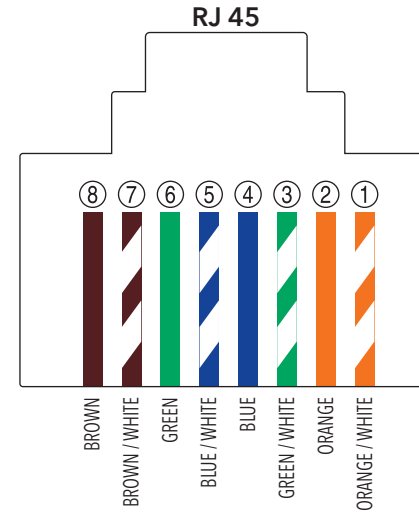
Digital Speaker Selector



- 1 ALL CALL
- 2 Group Call A
- 3 Group Call B
- 4 Individual Call For Group A
- 5 Individual Call For Group B
- 6 When Turn ON the Switch, all outputs controlled by the back panel External Control Terminal Please read item 16 for more details
- 7 AC 220V Input
- 8 Fuse 1.0A
- 9 Power Switch
- 10 DC 24V Input
- 11 Group A Signal IN
- 12 Group B Signal IN
- 13 Group A Signal OUT
- 14 Group B Signal OUT
- 15 Remote ON/OFF for ALL, Group A & B
- 16 Remote Individual Call Control For Each Output
Diagram A showed the cable details

* Special Function: All output direct connect with the group input when the POWER OFF.
Please Read Diagram B

Diagram A Control Diagram for External Port



RJ45	Group A	Group B
①	A1	B1
②	A2	B2
③	A3	B3
④	A4	B4
⑤	A5	B5
⑥	A6	B6
⑦	B+ DC 12V 1.0A	
⑧	No Use	

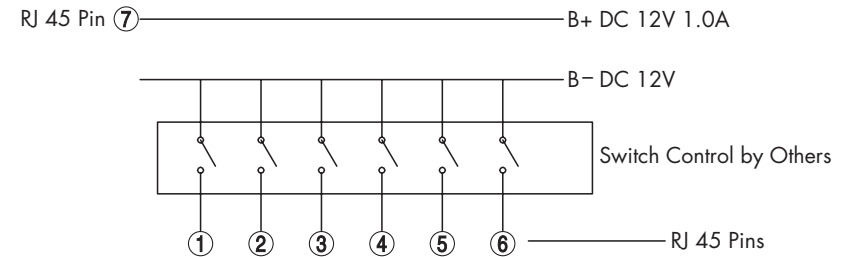
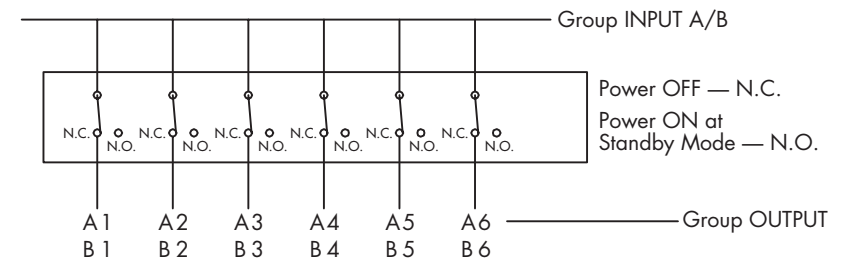


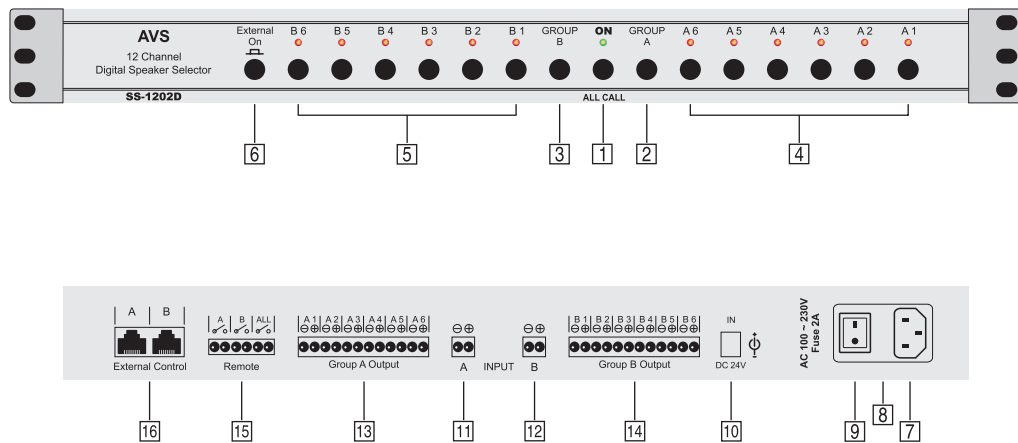
Diagram B Circuit Diagram for Internal Relay



SIZE : 482mm (W) x 210mm (D) x 45mm (H)
NET WEIGHT : 3.3 KG

SS-1202D 使用手冊

數碼喇叭選擇器



- | | |
|--|----------------------------|
| 1 全呼叫 | 7 交流電 220V 輸入 |
| 2 編組 A 全呼叫 | 8 保險絲 1.0A |
| 3 編組 B 全呼叫 | 9 總電源開關 |
| 4 編組 A 內各區獨立呼叫 | 10 直流電 24V 輸入 |
| 5 編組 B 內各區獨立呼叫 | 11 編組 A 訊號輸入口 |
| 6 當按下此開關後，所有輸出可根據背板上的外部輸入控制口來決定個別的通道開通狀態前面板的按鈕還是可以隨時按下進行區域控制 | 12 編組 B 訊號輸入口 |
| | 13 編組 A 訊號輸出口 |
| | 14 編組 B 訊號輸出口 |
| | 15 遙控接點口，可控制編組 A，編組 B 及全區域 |
| | 16 遙控接點口，可獨立控制各區域輸出詳情請看圖 A |

* 請注意，本機在沒有通電的情況下各輸出口均直接與該編組的輸入端連接。即如圖 B

圖 A 外接控制線路圖

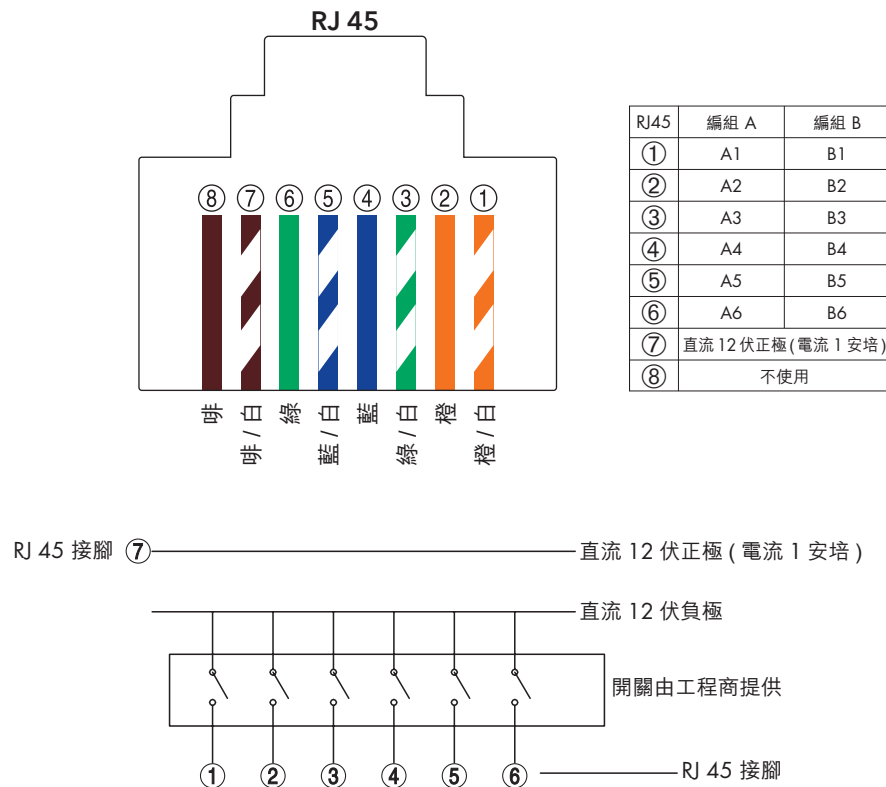
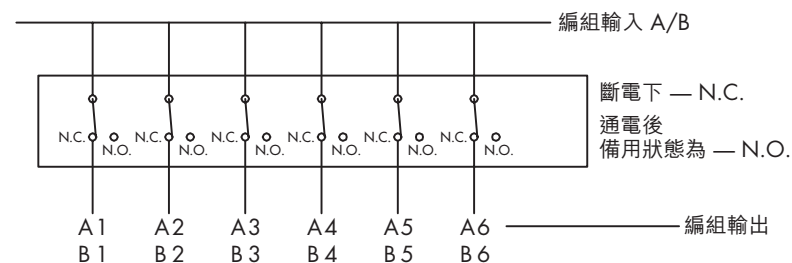


圖 B 內部斷電器線路圖



尺寸：482mm (濶) x 210mm (深) x 45mm (高)
淨重：3.3 公斤